

Changing Ingroup Boundaries: The Effect of Immigration on Race Relations in the US

Vasiliki Fouka[†] Marco Tabellini[‡]

October 2021

Abstract

How do social group boundaries evolve? Does the appearance of a new outgroup change the ingroup's perceptions of other outgroups? We introduce a conceptual framework of context-dependent categorization, in which exposure to one minority leads to recategorization of other minorities as in- or outgroups depending on perceived distances across groups. We test this framework by studying how Mexican immigration to the US affected White Americans' attitudes and behaviors towards Black Americans. We combine survey and crime data with a difference-in-differences design and an instrumental variables strategy. Consistent with the theory, Mexican immigration improves Whites' racial attitudes, increases support for pro-Black government policies and lowers anti-Black hate crimes, while simultaneously increasing prejudice against Hispanics. Results generalize beyond Hispanics and Blacks and a survey experiment provides direct evidence for recategorization. Our findings imply that changes in the size of one group can affect the entire web of inter-group relations in diverse societies.

Keywords: Immigration, race, ingroup–outgroup relations.

*We would like to thank Shom Mazumder who contributed to earlier versions of the project and left our collaboration due to professional reasons. We are also grateful to Mina Cikara, Tom Clark, Lauren Davenport, Elias Dinas, Ryan Enos, Hakeem Jefferson, David Laitin and Alain Schläpfer, as well as seminar participants at ASREC 2019, the Immigration Research Frontiers and Policy Challenges Conference at U Penn, IPES 2019, the ASSA 2020 Annual Meetings, the Hoover Institution, IPERG Barcelona, NYU Abu Dhabi, Emory, and Washington University at St. Louis for helpful comments and discussions. Ludovica Ciasullo, Silvia Farina, Pierfrancesco Mei, Filippo Monterosso, Ludovica Mosillo, Gabriele Romano, Gisela Salim Peyer, and Arjun Shah provided excellent research assistance. All errors are the authors' own.

[†]Assistant Professor, Department of Political Science, Stanford University. Email: vfouka@stanford.edu

[‡]Assistant Professor, Business, Government, and the International Economy Unit, Harvard Business School. Email: mtabellini@hbs.edu

Distinctions into ingroups and outgroups are a universal feature of human societies. Humans display ingroup favoritism, which supports cooperation and successful collective action, and outgroup prejudice, which often triggers conflict and violence. Yet classifications of others into in- and outgroups are not fixed, but change over time and across contexts. A long tradition in the social sciences studies the forces driving outgroup prejudice (Allport 1954; Blumer 1958) and changes in social group boundaries (Barth 1969), usually focusing on the interaction between two groups. Significantly less work exists that generalizes the focus to multi-group relations in diverse societies.

In this paper, we attempt to fill this gap by studying the effects of immigration on intergroup relations in a society with multiple minorities. While the impact of immigration has received much attention, we know relatively little about how immigrants affect natives' views of racial or other minority groups. Extant work suggests that the size and characteristics of one minority group can change how majority members view other minorities, but the direction of this effect remains indeterminate. On the one hand, new groups may divert natives' prejudice from existing excluded minorities. On the other, attitudes can be driven by generalized ethnocentrism, with all culturally distant groups being lumped together in the minds of natives (Kinder and Kam 2010).

We propose a framework that accommodates both possibilities, and predicts when and how attitudes towards existing minorities change in response to the arrival of new groups. Building on self-categorization theory in social psychology (Turner et al. 1987; 1994), we hypothesize that individuals categorize others as in- or outgroup members based on shared attributes. We introduce the concept of *affective distance* as a key determinant of which attributes will emerge as relevant for social categorization. Affective distance is a summary term for an individual's feelings towards members of different groups relative to their own ingroup. Like social status, it captures a group's relative perceived quality or value (Tajfel and Turner 1986).

In our framework, an increase in the size of one group changes the way the majority classifies other groups, depending on the combination of group size, affective distance and shared attributes. Existing outgroups are reclassified as ingroups, and viewed more positively,

when they differ from the growing group in terms of key attributes that distinguish the latter from the majority, and when their affective distance from the majority is lower *relative* to that of the growing group.

We provide evidence consistent with this theoretical framework in the context of the US, by investigating the impact of Mexican immigration on Whites' attitudes toward Blacks. We combine Census demographic data between 1970 and 2010 with survey data on attitudes toward various minority groups from the American National Election Study (ANES), the General Social Survey (GSS), the Cooperative Elections Study (CCES), and with data on hate crimes from FBI's Uniform Crime Reporting system.

We implement a difference-in-differences design that leverages changes in Mexican immigration across states over time, accounting for states' time-invariant characteristics and for time-variant factors that affect all states within the same census division. To assuage remaining endogeneity concerns, we predict Mexican immigration exploiting the distribution of ethnic enclaves across states in 1960. This strategy builds on the empirical regularity that immigrants tend to locate in areas with an extant immigrant network. We perform several checks to support the identifying assumption that time-varying unobservables correlated with 1960 Mexican shares are not the crucial driver of changes in racial attitudes.

Using this empirical design, we find that Mexican immigration substantively reduces anti-Black prejudice among Whites. The increase in the share of Mexican immigrants experienced by the average US state between 1970 and 2010 can explain up to 55% of the increase in feelings of warmth (as captured by a feeling thermometer) expressed by Whites towards Blacks during the same period. Attitudinal changes among Whites have implications for racial policy preferences, which become significantly more liberal in states that receive more Mexican immigrants. These changes are specific to government interventions that promote Black-White equality, and are not driven by a general increase in liberal ideology. Whites' attitudes towards Hispanics deteriorate with increasing shares of Mexican immigrants, suggesting that Whites become more positive towards Blacks, but not more tolerant of minorities in general. These findings hold regardless of the contextual unit used to measure Mexican group size – from state to county to Census tract – and across a number of different attitudinal surveys. Attitudinal changes are reflected in behavioral patterns, with anti-Black hate crimes registering a larger drop in counties that receive more Mexican immigrants.

Interpreted through the lens of our theoretical framework, Mexican immigration improves attitudes and behaviors of native-born Whites towards Blacks, because Mexicans have a higher affective distance from Whites than do Blacks. Consistent with this hypothesis, using the feeling thermometer in the ANES as a proxy of affective distance, we show that Whites have cooler feelings towards Hispanics as compared to Blacks, for every single survey year between 1980 and 2010.

The data allow us to test three additional implications of the theory. First, the inflow of relatively more distant groups (in our case, Mexican immigrants) increases the salience of attributes along which those groups display maximal difference from the majority (immigration status instead of race). Consistent with this prediction, White respondents in states experiencing a larger increase in the share of Mexicans become more likely to mention immigration policies and less likely to mention race relations as the country's most important problem.

Second, prejudice against Blacks decreases the most for Whites whose baseline views of Hispanics are particularly negative relative to their views of Blacks. In support of this prediction, the effects of Mexican immigration on attitudes towards Blacks are larger in states with larger baseline (i.e. pre-immigration) differences in thermometer ratings between Mexicans and Blacks.

Third, our theory delivers general predictions for how increases in one immigrant group's size will affect Whites' attitudes towards any other minority group. The direction of effects depends on the relative affective distance of the growing immigrant group, and on whether other groups are classified as outgroups based on race or immigrant status. Consistent with this, inflows of distant groups (such as Hispanics or Arabs) increase the salience of immigration and negatively affect attitudes towards other groups perceived as foreign (such as Asians). Inflows of less distant groups (such as Asians), if anything, reduce the salience of immigrant status as a relevant group boundary.

We complement our analysis with an original survey experiment designed to provide direct evidence that the improvement of Whites' attitudes towards Blacks results from recategorization. White respondents primed with the size of the Hispanic population in the US express warmer feelings towards Blacks and hold less stereotypical views of them, confirming our observational findings on the effects of changes in Hispanic population. Crucially, primed respondents also become more likely to view Blacks as "American", consistent with our hy-

pothesized recategorization mechanism.

Our study contributes to four strands of literature. First and most broadly, the fluid nature of group boundaries in multiethnic and multiracial societies has been extensively studied by scholars in both comparative and American politics. To factors like group mixing and shifting self-identification (Davenport 2018; 2020), instrumental identity choices (Laitin 1995; Posner 2005), and institutionalized group classifications (Hochschild and Powell 2008), we add a new theoretical channel through which group categories can change, that of context-dependent classification based on relative distances between groups. Our framework formalizes insights from social identity theory and is close in spirit to Shayo (2009), but our focus and empirical application are on how individuals classify others, rather than on how they view themselves.

Second, we contribute to the literature on racial and ethnic politics in the US context. A majority of works in that literature focus on Black-White relations (Bobo 1983; Glaser 1994; Kinder and Mendelberg 1995; Valentino and Sears 2005; Acharya, Blackwell and Sen 2018), with a smaller but growing set of studies examining inter-minority relations (Bobo and Hutchings 1996; Oliver and Wong 2003; Meier et al. 2004; Gay 2006; McClain et al. 2006; 2007; Masuoka and Junn 2013; Roth and Kim 2013; Hutchings and Wong 2014). Less attention has been paid to the role that other minorities play in affecting Whites' attitudes towards African Americans. Our paper provides new evidence that the increase in the numbers of immigrant minorities may ameliorate Whites Americans' prejudice toward Black Americans, and identify conditions under which this is likely to happen.

Third, our study contributes to a large literature in the social sciences studying the effects of minority group size on majority prejudice starting with Blumer (1958) and Blalock (1967). We add to this literature in two ways. First, we emphasize the importance of affective distance, as a factor that determines majority reactions to minority inflows jointly with group size. Our results indicate that increases in size alone are unlikely to affect prejudice when groups are relatively close to the majority in terms of affective distance. This is consistent with existing observations that certain immigrant groups are more likely to trigger perceptions of threat than others (Ha 2010; Brader, Valentino and Suhay 2008; Newman and Velez 2014). Second, most of the literature examines how increases in the size of a group affect the majority's views towards that group. We instead shift the focus to the majority's views towards other minorities, and thus to the broader implications of growing minority size in a multi-group

society. In this respect, we also add to a small set of studies examining cross-group spillovers of attitudes.¹

Finally, our study speaks to the politics of immigration. To date, much of this research focuses on the effects of immigration on native backlash and anti-immigrant sentiment (see Hainmueller and Hopkins (2014) for a review). We examine instead how immigration of one group shifts native-born individuals' attitudes toward other minority groups. In work closely related to ours, Hopkins (2010) finds that the anti-Muslim rhetoric that followed 9/11 triggered backlash against all immigrant groups. Our study places this finding in a broader context, by showing that spillovers of attitudes from one minority to others can be positive or negative, depending on groups' relative perceived distances from the majority.

Conceptual framework

We rely on self-categorization theory (Turner et al. 1987; 1994), which studies how individuals classify themselves and others into in- and outgroups. Such categorization has tangible implications, because prejudice is higher towards members of the outgroup (see, for example, Duckitt 1994; Bernhard, Fischbacher and Fehr 2006; Shayo 2020). Social categorization takes place on the basis of shared attributes. The more attributes are shared by two individuals, the more likely it is that one categorizes the other as member of their ingroup. Since people have multiple attributes, and share similarities in some, but not in others, the relevant question is which attributes determine social categorization.

Self-categorization theory posits that this is context-dependent. The same person can be classified as a member of the ingroup or the outgroup, depending on whom they are compared to. This concept is known as 'comparative fit' (McGarty 1999). More precisely, classification is assumed to follow the rule of maximization of the *meta-contrast ratio*, defined as the ratio of *across category differences* over *within category differences* (Turner et al. 1987, p.47). Intuitively, this implies that humans form categories of stimuli, so that within-category differences are small (i.e. a given category is sufficiently homogeneous) and across-category

¹For example, work on "secondary transfer effects" (Weigert 1976; Pettigrew 1997) suggests that positive contact with one group can spill over to other outgroups.

differences are large (i.e. categories are sufficiently different from each other). Experimental evidence suggests that humans indeed follow such a heuristic for categorization (Tajfel and Wilkes 1963; Turner et al. 1987).

To capture relevant differences between individuals, we use a summary measure, which we term *affective distance*. Affect is a heuristic of decision-making (Zajonc 1980) based on an emotional response. Affective distance from a person or a group of people can be driven by many factors, such as the group’s perceived competence or quality, or the degree to which it is perceived to be threatening or in competition with the ingroup (Tajfel and Turner 1986).

Formally, consider the set I of individuals within an area. Each $i \in I$ is characterized by a vector of J binary attributes. Denote by δ^i each individual’s affective distance from the ingroup and by I_j^i an indicator equal to 1 if individual i differs from the ingroup along the j^{th} attribute. Then, the attribute used by each individual to categorize others into in- and outgroup solves

$$\max_j R_j = \frac{\frac{\sum_i \delta^i I_j^i}{\sum_i I_j^i}}{\frac{\sum_i \delta^i (1-I_j^i)}{\sum_i (1-I_j^i)}}$$

where R_j is the meta-contrast ratio for attribute j . R_j can be thought of as the salience of attribute j for ingroup–outgroup distinctions.

Defining a group k as the set of individuals with common attributes, we can rewrite the above problem in terms of group-level categorization for K groups:

$$\max_j R_j = \frac{\frac{\sum_{k \in K} \delta^k n^k I_j^k}{\sum_{k \in K} n^k I_j^k}}{\frac{\sum_{k \in K} \delta^k n^k (1-I_j^k)}{\sum_{k \in K} n^k (1-I_j^k)}} \quad (1)$$

where δ^k denotes the average affective distance of members of group k from the ingroup and n^k is the size of group k . The numerator is a weighted average of affective distances across all outgroups $k \in K$, with the weights corresponding to each group’s relative size. The denominator is a weighted average of affective distances across all ingroups $k \in K$. Maximization thus implies choosing the attribute that makes the outgroup most different, and the ingroup most similar in terms of affective distance. Section A in the Appendix

provides a concrete example of how this classification rule operates in the case of three groups (White Americans, Black Americans, and Mexican immigrants) and two attributes (nativity and race) that we focus on in the empirical part of the paper.

Equation 1 makes clear that both relative size and affective distance matter for categorization. We derive testable predictions for the effects of increasing size of a group of given affective distance on the salience of different attributes determining ingroup–outgroup divisions and on the categorization of other groups.

Specifically, consider a group l with $I_m^l = 1$, $I_j^l = 0$ and $\delta^l > 0$. The above formula implies the following results:

Prediction 1 (Salience). *A large enough increase in the size of group l increases the salience of attribute m and decreases the salience of attribute j as long as $\delta^l > \delta^k$ for all $k \in K \setminus l$.*

This follows directly from the fact that $\frac{\partial R_j}{\partial n^l} > 0$. Intuitively, an increase in the size of a group distant in terms of affect shifts the basis of social categorization to the attribute along which that group differs from the ingroup. When an immigrant group that is perceived as distant or threatening grows in size, immigrant status becomes the salient cleavage in a society.

This implies the following for other groups in the society.

Prediction 2 (Recategorization). (a) *For any group k with $I_m^k = 0$ and $I_j^k = 1$ that is categorized as outgroup, a large enough increase in the size of group l leads to recategorization if $\delta^l > \delta^k$. The threshold for recategorization is decreasing in the difference $\delta^l - \delta^k$.*

(b) *Consider a group k with $I_m^k = 1$ and $I_j^k = 0$, where j solves equation 1 so that group k is categorized as ingroup. Then a large enough increase in the size of group l leads to recategorization if $\delta^l > \bar{\delta}_j$, where $\bar{\delta}_j$ is the numerator of R_j .*

(c) *Consider a group k with $I_m^k = 1$ and $I_j^k = 0$, where m solves equation 1 so that group k is categorized as outgroup. Then a large enough increase in the size of group l leads to recategorization if $\delta^l < \bar{\delta}_j$, where $\bar{\delta}_j$ is the numerator of R_j .*

Part (a) of Prediction 2 follows directly from Prediction 1, and the fact that, when the increase in n^l is large enough, R_m becomes larger than R_j and attribute m arises as the

determinant of classification into in- and outgroup. Intuitively, an increase in the size of an outgroup of high affective distance draws the majority’s attention to the attribute that distinguishes that group from the majority, and away from other attributes. The differences between majority and groups previously classified as outgroups based on attribute j are thus de-emphasized. This leads to recategorization of existing minorities from out- to ingroup status. In the case of immigration and race, an increase in the salience of immigrant status reduces the importance of skin color as a group classifier, and thus reduces prejudice of Whites against Blacks.

It follows from 2(a) that an increase in the size of an outgroup can accentuate existing dimensions of difference between the majority and other outgroups when that group is of lower affective distance to the majority than existing outgroups. When an expanding group is perceived as less threatening than other groups (e.g. Asian immigrants), its comparison with racial minorities does not decrease, and may even increase, prejudice against the latter.

Parts (b) and (c) of Prediction 2 concern groups that share relevant attributes with the group that is growing in size. When affective distance of the growing group is high, and attention is drawn to attributes distinguishing that group from the majority, other groups may see a change in their classification from in- to outgroups if they share said attributes. Conversely, if affective distance is low, groups categorized as outgroups based on the distinguishing attribute of the growing group may find themselves recategorized as ingroups.

Context and group size

What is the relevant spatial unit for measuring group size n^k ? Extant theory provides only partial guidance to answering this question. The answer depends on the perceptions of group size formed by ingroup members (Wong et al. 2012). Yet it is not clear which spatial unit individuals consider when forming relevant perceptions. When asked to estimate group size in their local community, individuals provide estimates that are best predicted by size at the level of the zip code (Newman et al. 2015; Velez and Wong 2017). However, people might not always think about their local community or real-life exposure to a racial or ethnic group when assessing its size. Social and informational environments – such as traditional and social media – may be equally important in influencing people’s perceptions. Such forces operate at larger scales, such as media markets, states, or even at the national level (Huckfeldt and

Sprague 1995).

Regardless of the relevant context for perception formation, recategorization is more likely to happen when the group growing in size is further away from the ingroup in terms of affective distance. To the extent that affective distance reflects threat, it is likely to peak at larger contextual units, like the MSA or the state (Oliver and Wong 2003; Ha 2010; Tam Cho and Baer 2011). Several studies in the social sciences suggest that perceptions of threat in response to diversity are maximized at units equal to or larger than 500,000 people, with little variation in effects by population size once that threshold is reached (Kaufmann and Goodwin 2018). Instead, effects of positive intergroup contact are more prevalent among studies that examine lower levels of aggregation closer to the neighborhood (Ha 2010; Tam Cho and Baer 2011).²

Given this discussion, we expect stronger recategorization at larger levels of aggregation, where growing groups are more likely to be perceived as affectively distant and where size perceptions are influenced by media and social environments likely to further heighten perceptions of threat (Massey and Pren 2012; Valentino, Brader and Jardina 2013). Yet, the mechanism we posit should operate also at lower levels of aggregation. As long as the distance of a group is larger than that of existing outgroups, increases in its size at any spatial unit relevant for people’s perceptions should lead to re-categorization of other groups. In our empirical analysis, we focus on the state level, but also evaluate effects at different contextual units, from the county to the census tract.

Data and empirical strategy

Data

We construct a state-level panel of Mexican and overall immigration using data from the US Census (Ruggles et al. 2019) for each decade between 1970 and 2010. Given Census data availability, and for the demographic data to closely match the instrument for predicted immigration introduced below, we focus only on the foreign-born and not the population of

²Threat perceptions are not necessarily linear in the size of the spatial unit. *Micro-threat* theories argue that threat may be triggered by demographic changes at the hyper-local level. Dinesen and Sønderskov (2015) show that diversity reduces trust when measured at a radius of up to 180 meters from an individual’s residence, but has no effect for larger radii.

second-generation immigrants.

We complement this data with state-level demographic characteristics (Ruggles et al. 2019; Manson et al. 2019). To assess whether immigrant inflows from Mexico affect Whites' attitudes, we rely on survey data from the American National Elections Study (ANES Cumulative File 2015). The ANES is an academically-run nationally representative public opinion survey conducted every two or four years since 1948. We focus primarily on attitudes towards African Americans, but also examine attitudes towards Hispanics and Asian Americans when investigating the mechanisms behind our main results. Because data on immigrant population is decadal, but the ANES is conducted every two years until 2000, and every four years thereafter, we map immigration to survey responses in the years closest to, and centered around, the year when immigrant numbers were recorded. For example, the 1980 Mexican share is mapped to survey responses in 1978, 1980 and 1982.

We use two measures of Whites' racial attitudes. The first one is the feeling thermometer. The scale of responses ranges from 0 to 100, with higher values indicating warmer feelings. The feeling thermometer has the advantage of having been consistently asked over time throughout our period of study. We construct a second measure of attitudes, by combining the feeling thermometer with variables capturing stereotypical views of Blacks. Specifically, we focus on whether the respondent believes that Blacks are hard-working, intelligent, violent or trustworthy (items coded on a 1 to 7 scale). We recode all items so that higher values indicate lower prejudice, and create an index out of all standardized items (including the feeling thermometers) to reduce noise and avoid multiple hypothesis testing. We construct similar measures for Hispanics and Asian Americans.

We focus on the state level because this is a relevant unit of analysis from a theoretical standpoint, but also because it presents a number of empirical advantages. First, county level ANES data is sparser and the repeated cross-section of counties that one can follow over time is not nationally representative. Second, selective migration of Whites in response to Mexican immigration, which is a likely confounder of any estimates of immigration on attitudes, is significantly less pronounced at the state level than at the level of smaller spatial units. Finally, as explained in more detail in the next section, the instrument for Mexican immigration relies on the initial distribution of Mexican enclaves prior to the change in the immigration regime in 1965. This information is accurate and complete at the state level,

but not at lower levels of aggregation. Despite these empirical shortcomings, we show that our results are unchanged at the county and census tract levels. We present this data as it becomes relevant.

Table C.1 in the Online Appendix presents summary statistics for all variables used in our analyses. Tables C.2 and C.3 report the exact wording and years of availability of ANES survey questions.

Empirical strategy

We start from a generalized difference-in-differences design. We compare changes in racial attitudes across states experiencing differential changes in the fraction of Mexican immigrants over time, absorbing any time-invariant state and any time-varying census division characteristics. Focusing on White respondents, we estimate:

$$Y_{irst} = \beta_1 M_{rst} + \beta_2 S_{rst} + \gamma_{rs} + \mu_{rt} + \mathbf{X}_{irst} + \eta_{irst} \quad (2)$$

where M_{rst} is the fraction of the total population that is born in Mexico in census division r and state s in time t . The key parameter of interest, β_1 , captures the impact of Mexican immigration on attitude Y_{irst} for individual i . γ_{rs} and μ_{rt} represent state and decade by census division fixed effects. Their inclusion implies that β_1 is estimated from changes in Mexican immigration within a state over time, as compared to other states within the same division in the same decade. To account for the potential correlation between Mexican and overall immigration to the US, we control for S_{rst} – the share of (non-Mexican) immigrants in a state and decade. Finally, we control for a set of baseline individual-level characteristics (age, age squared, and gender) collected in the vector \mathbf{X}_{irst} . We cluster standard errors at the state level.

This approach differences out all time-invariant unobservable characteristics of states that could affect both immigrant location choices and racial prejudice. However, local time-varying factors may still be influencing both immigrants' settlements and the social integration of minorities. To overcome these concerns, we predict the number of Mexican immigrants settling in a given state over time using a version of the shift-share instrument commonly adopted in the immigration literature (Card 2001). The instrument assigns decadal immigration flows

from Mexico between 1970 and 2010 to destinations within the US proportionally to the shares of Mexican immigrants who had settled there in 1960, prior to the change in immigration regime introduced in 1965. We predict the number of non-Mexican immigrants using a similar approach and averaging across immigrant origin countries. Details on the construction of the instrument are provided in Section B of the Online Appendix. The first stage relationship, which is strong, is displayed in Figure B.1 and Table B.1.

The key identifying assumption behind the instrument is that places that received more Mexican immigrants before 1960 are not on differential trajectories in terms of changes in Whites' attitudes or other factors correlated with the latter (Goldsmith-Pinkham, Sorkin and Swift 2020). We provide multiple pieces of evidence in support of this assumption.

Main results

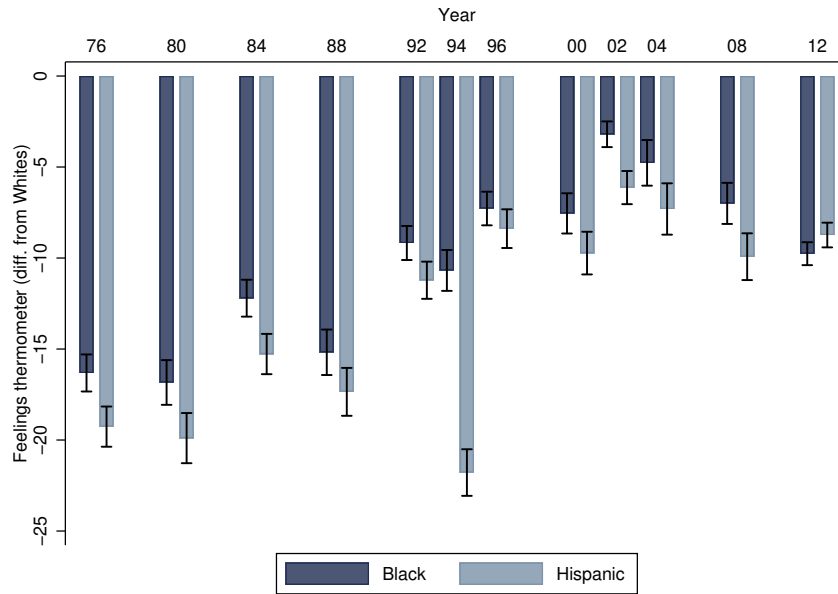
Affective distance

A fundamental premise in our argument is that Mexican immigrants have a higher affective distance from native Whites than do Blacks. Using thermometer ratings relative to the White ingroup as a measure of affective distance supports this assumption. Figure 1 plots Whites' relative thermometer ratings of Blacks and Hispanics for ANES years in which all thermometers for all three groups are available. Whites consistently express warmer feelings towards Blacks, as compared to Hispanics, and differences between the two groups are always statistically significant.³

The high affective distance of Hispanics from Whites traces its origins to the 1970s. The large influx of undocumented Mexican immigrants that followed the abrupt ending of the Bracero program was exploited by opportunistic politicians to construct a narrative around a "Latino threat" (Massey and Pren 2012). Since that time, Hispanic immigration has captured a disproportional amount of media attention (Valentino, Brader and Jardina 2013). Other factors, such as the direct proximity of Mexico to the US, have also contributed to perceptions of Mexican immigration as a unique challenge for American society and culture (Huntington

³An alternative – but not consistently available across years and groups – measure of affective distance, reported closeness to a group, produces similar results (Figure D.4).

Figure 1. Feeling thermometer ratings of White ANES respondents



2004), possibly explaining the patterns in Figure 1.

Effects on attitudes

Table 1 presents our main results. 2SLS estimates suggest that Mexican immigration increases both the feeling thermometer (column 2) and the average of standardized Whites' racial attitudes (column 4). OLS coefficients are negative, implying that Mexican immigrants moved to states where Whites' racial views were improving more slowly over time.⁴

The magnitude of the estimates is substantive. One percentage point increase in the Mexican share raises the Black feeling thermometer by 1.3% relative to its baseline mean. Between 1970 and 2010 the fraction of Mexicans increased, on average, by 2 percentage points. According to our estimates, this accounts for about 55% of the average increase in both the Black thermometer (2.85) and average attitudes (0.14) over the same time frame.

⁴This bias is consistent with our theoretical mechanism. If Mexican immigrants tended to move to states with more positive views towards Hispanics, reductions in anti-Black prejudice in those states would be smaller, consistent with Prediction 2(a). As expected, OLS coefficients increase after interacting baseline state controls with decade indicators, as in Table D.2, consistent with omitted variable bias.

Table 1. Effects on Whites' attitudes towards Blacks

Dependent variable	Feeling thermometer Blacks		Average attitudes	
	OLS (1)	2SLS (2)	OLS (3)	2SLS (4)
Share Mexican	-14.272 (29.189)	78.940 (36.965)	-1.677 (1.289)	4.294 (1.773)
R-squared	0.034	0.014	0.032	0.010
F-stat		131.3		132.1
Observations	17,188	17,188	17,446	17,446
Number of states	51	51	51	51
Mean dep. var.	63.31	63.31	-0.129	-0.129

We conduct several checks to verify that these estimates represent causal effects, reported in detail in Section D.1 of the Online Appendix. Our results are robust to allowing states to be on differential trajectories depending on a number of 1960 characteristics potentially correlated with Mexican shares, such as racial composition or urbanization (Table D.2). Falsification tests and permutation exercises confirm that 1960 Mexican shares do not alone drive the evolution of racial attitudes we estimate (Table D.4 and Figure D.1). Our results go through after accounting for potential bias due to spatial interdependence (Table D.6), for the potential influence of outliers (Figure D.2 and Table D.7) and for serial correlation in the instrument for predicted immigration (Table D.8).

Our results are somewhat larger in states with below-median share of Blacks in 1970, but improvements in attitudes are driven primarily by states with below-median residential segregation (Table D.14). This indicates that immigration changes racial attitudes particularly for Whites more likely to be exposed to and interact with Blacks. This heterogeneity is also consistent with our framework. States with lower segregation in 1970 may have been characterized by more positive racial attitudes among Whites and thus lower affective distance between Blacks and Whites at the start of our study period. This increases the likelihood of recategorization (Prediction 2(a)).

We examine whether changes in attitudes also translate into policy preferences. Ex ante, it is unclear what to expect. Policy preferences related to race are crucially shaped by factors such as political ideology and views on the role of government, which may be harder to change and orthogonal to racial attitudes. Table D.16 in the Appendix documents that Mexican immigration increases support for government interventions that advance racial equality, such

as fair employment practices or preferential hiring. These patterns are specific to race-related policies and not part of a broader package of more liberal views spurred by immigration (Table D.17).

Can our results be explained by a broader improvement of Whites' attitudes towards minorities? In Table 2 we estimate the effects of Mexican immigration on attitudes towards Hispanics and find this to not be the case. 2SLS estimates, reported in columns 2 and 4, indicate that Mexican immigration increases Whites' prejudice towards Hispanics.⁵ These patterns are consistent with Prediction 2(b) of our theoretical framework and suggest that Mexican immigration leads Whites to change the definition of the ingroup so as to include Blacks and exclude Hispanics.

Table 2. Effects on Whites' attitudes towards Hispanics

Dependent variable	Feeling thermometer		Average attitudes	
	OLS (1)	2SLS (2)	OLS (3)	2SLS (4)
Share Mexican	44.402 (60.479)	-329.182 (183.880)	1.046 (2.933)	-11.050 (5.994)
R-squared	0.061	0.001	0.066	-0.000
F-stat		90.71		89.42
Observations	11,399	11,399	11,672	11,672
Number of states	51	51	51	51
Mean dep. var.	61.52	61.52	-0.0661	-0.0661

Factors beyond recategorization, could explain our findings. In Section D.3 of the Appendix we rule out several prominent alternatives. Changes in racial attitudes are not driven by changes in the numbers of Black or White residents (Table D.9). Using data from the 2004 ANES panel study, we provide evidence against selective out-migration of Whites with more anti-Black and less anti-Hispanic attitudes (Table D.11). We show that our results are not driven by the effect of 9/11 on anti-immigrant sentiment (Table D.12). We also assess the possibility, identified by prior work (Green, Strolovitch and Wong 1998; Hopkins 2009; 2010; Newman and Johnson 2012; Newman 2012), that *changes* instead of *levels* of Mexican group size drive changes in attitudes. We do not find strong evidence that changes in group size

⁵OLS coefficients are upwards biased, suggesting that Mexican immigrants were moving to states where attitudes towards Hispanics were improving.

have a larger impact on racial prejudice than size itself (Table D.13), but our identification strategy does not allow us to cleanly distinguish between the two.

A likely pathway for the results we observe is that changing political discourse or media narratives contribute to a shift in attention from race-related issues to immigration and the role of Hispanics in the US. Massey and Pren (2012) document an explosion of media mentions of Hispanic immigration in the period we study. Rising volume of media coverage of Hispanics could crowd out mentions of other groups, increasing perceptions of threat from the former and reducing them for the latter. We view this mechanism as consistent with our framework. Media reports are responsive to readers' demand (Gentzkow and Shapiro 2010), and the increased focus on Hispanics is as much a driver as it is an outcome of White Americans' anxiety about immigrant population growth. Indeed, Valentino, Brader and Jardina (2013) show that media coverage of Hispanics mirrors trends of immigration from Latin America, suggesting that the media respond to real demographic changes in the US population. According to our framework, increases in the size of an immigrant group endogenously increase the salience of immigration. Increased media mentions are both a reflection of this endogenous salience and an amplifying mechanism for its effects on group recategorization and prejudice.

Local-level evidence

Studies on local demographics and majority attitudes frequently yield conflicting results depending on the spatial unit of analysis (Tam Cho and Baer 2011; Pottie-Sherman and Wilkes 2017). To avoid aggregation bias – the “modifiable aerial unit” problem (Fotheringham and Wong 1991) – the literature emphasizes the importance of choosing units of analysis that closely correspond to the theoretical mechanisms analyzed (Wong et al. 2012; Newman et al. 2015). We argued that the state is a relevant unit for perceptions of group size, particularly those perceptions that trigger macro-threat. Yet other contextual units may be relevant for size perceptions at the local community level (Velez and Wong 2017) and those perceptions could also affect re-categorization. We investigate these possibilities empirically.

We estimate a county-level variant of equation 2, controlling for state by decade (rather than division by decade) fixed effects. That is, we restrict comparisons to counties within the same state that experience differential increases in their Mexican populations. County-level estimates are similar to those of the state-level analysis (Table E.5). A one percentage point

increase in the share of Mexicans raises the feeling thermometer for Blacks by 1.1% relative to the baseline mean, very close to the 1.3% effect estimated at the state level. The effect on the summary measure of attitudes is somewhat smaller and less significant than the equivalent state-level estimate, but still amounts to 10% of the average increase in the mean during the period of interest – a substantive effect. Attitudes towards Hispanics worsen in response to increasing Mexican group size, with the magnitude of the effect for the Hispanic thermometer corresponding to 1.3% of the baseline mean – not far from the 5.8% estimated at the state level. Similar results obtain in a county-level panel of attitudes from the General Social Survey (Table E.6). The consistency of estimates across state and county-level analyses is perhaps not surprising given that similar mechanisms may operate at both these levels of aggregation (Kaufmann and Goodwin (2018)).

We also examine a contextual unit smaller than the county, the census tract.⁶ Using data from the Cooperative Election Study (CCES) between 2007 and 2018, and estimates of local demographics from the American Community Survey (ACS), we find that Mexican population size significantly reduces symbolic racism (Kinder and Sears 1981) and negatively, though not significantly, impacts immigration policy preferences (Table E.10). These estimates compare census tracts within the same county, conditional on the evolution of a number of tract-level demographic and socioeconomic characteristics, thus representing particularly stringent local estimates of the effect of Mexican immigration on attitudes. Details on this analysis are provided in Section E.2 of the Online Appendix.

Taken together, our results suggest consistency of effects across spatial units. For the remainder of the analysis, we focus attention on state-level estimates that provide us empirically with the most traction to test additional empirical implications of our framework.

⁶The population size of census tracts ranges between 1,200 and 8,000 people, for an average of 4,000 residents.

Testing the mechanisms

Increase in the salience of immigration

As per Prediction 1, Mexican inflows lower prejudice against Blacks because they reduce the salience of race and increase that of immigrant status. We provide evidence for this mechanism by exploiting ANES responses to the question “What do you think are the most important problems facing the country?”. This is an open-ended question, but the ANES reclassified the answers of respondents into broader categories. We focus on two categories that do not change over time: immigration policies and racial problems. For the latter, we can further identify the exact position the respondent takes on various racial issues and whether it indicates positive or negative attitudes towards African Americans (e.g. supports vs opposes fair employment practices). We construct an indicator for respondents who mentioned a category as the single most important problem facing the country at the time.

Table 3 shows that Mexican immigration significantly increases the share of White respondents who mention immigration policies as the most important problem in the country. The share of respondents who mention race-related problems and place themselves in opposition to the expansion of rights for Blacks decreases (columns 3–4). Conversely, the share of those who mention race-related problems and express support for Black-White equality increases (columns 5–6). As immigration becomes a salient problem, White Americans appear to shift their attention to issues that unite, rather than divide, them from Black Americans.

Table 3. Most important problem in the country

Dependent variable	Immigration policies		Racial problems (negative)		Racial problems (positive)	
	OLS (1)	2SLS (2)	OLS (3)	2SLS (4)	OLS (5)	2SLS (6)
Share Mexican	0.290 (0.125)	0.154 (0.078)	-0.096 (0.118)	-0.143 (0.176)	0.406 (0.092)	0.478 (0.088)
R-squared	0.01	0.00	0.02	0.00	0.01	0.00
F-stat		154.7		154.7		154.7
Observations	10,726	10,726	10,726	10,726	10,726	10,726
Number of states	46	46	46	46	46	46
Mean dep. var.	0.005	0.005	0.001	0.001	0.005	0.005

Effects increasing in the difference of affective distances

Prediction 2(a) states that the effect of immigration on attitudes towards Blacks is higher the more distant immigrants are perceived to be by Whites, compared to Blacks. We test this empirically by exploring heterogeneity patterns within the ANES sample.

We construct state-level averages of the difference in thermometer values between Blacks and Hispanics in 1980 – the first survey decade for which attitudes on Hispanics began to be systematically collected. Larger values indicate that White respondents have warmer feelings towards Blacks than they do towards Hispanics. We then interact the effect of the share of Mexicans with this variable. Table 4 presents heterogeneous effects by baseline difference in affective distance between Blacks and Hispanics. The results indicate that a significantly larger improvement in Whites’ feelings towards Blacks comes from states whose residents viewed Mexicans more coolly than Blacks in 1980 (column 2). A similar positive, though not statistically significant, interaction effect is found for average prejudice (column 4).⁷

Table 4. Effects by baseline difference in Black-Hispanic thermometer ratings

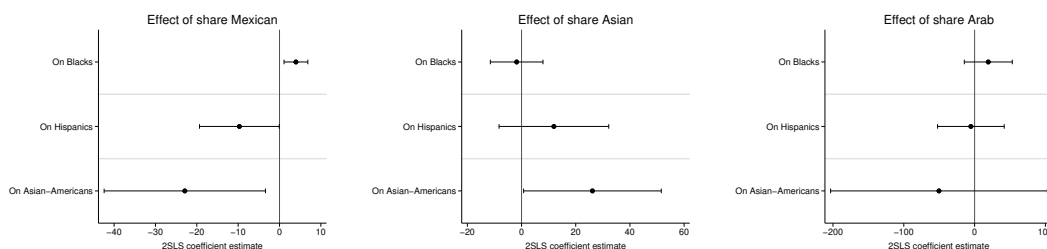
Dependent variable	Feeling thermometer Blacks		Average	
	OLS (1)	2SLS (2)	OLS (3)	2SLS (4)
Share Mexican	-12.089 (32.103)	57.421 (30.582)	-1.552 (1.372)	3.851 (1.689)
Share Mexican \times 1980 diff. Black-Hispanic thermometer	3.800 (3.074)	6.637 (2.661)	0.094 (0.115)	0.087 (0.128)
R-squared	0.033	0.014	0.032	0.010
F-stat		207.1		201.1
AP F-Stat Share Mexican		248		240.9
AP F-Stat Interaction		399.4		386.9
Observations	16,640	16,640	16,884	16,884
Number of states	39	39	39	39
Mean dep. var.	63.26	63.26	-0.132	-0.132

⁷We find similar patterns of heterogeneity when splitting the sample by partisanship. As compared to Republicans, Democrats view Hispanics less warmly *relative* to Blacks in the baseline. Consistent with Prediction 2, increases in the share of Mexicans improve attitudes towards Blacks more for Democrats than for Republicans (Appendix Figure D.5 and Table D.15).

Generalized cross-group effects

Beyond a prediction for the effect of Mexican immigration on Whites’ attitudes towards Blacks, our framework has broader implications for how the growth in the size of one group affects the majority’s attitudes towards other social groups. Prediction 2(b) implies that growth in the size of immigrant groups of higher affective distance from Whites not only leads to recategorization of non-immigrant outgroups as ingroups, but that it also has the opposite effect on other immigrant groups, increasing prejudice against them. Further, Prediction 2(c) predicts that growth in the size of immigrant groups that are less distant, in terms of affect, from Whites than are Blacks, does not decrease, and may even increase, prejudice towards the latter. In this section, we provide evidence supportive of both patterns.

Figure 2. Cross-group effects by affective distance and shared attributes



Notes: The figures plot 2SLS coefficient estimates and 90% confidence intervals of the effect of group size from equation 2 for each of the groups indicated in the subplot titles. The dependent variable is the average of attitudes of White ANES respondents towards each of the groups indicated on the y-axis. Full estimates reported in Table D.18 in the Appendix.

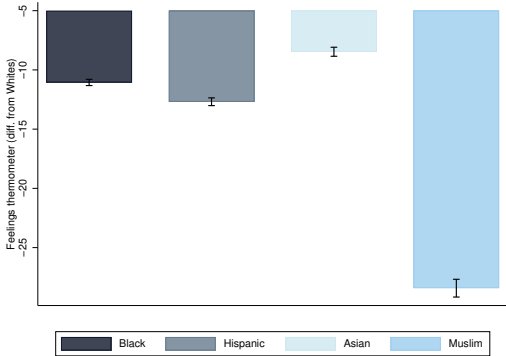
The left panel of Figure 2 plots the effects of the share of Mexicans on Whites’ average attitudes towards different groups. The first two estimates correspond to 2SLS coefficients from Tables 1 and 2. The third estimate shows how an increase in the Mexican share affects Whites’ attitudes towards Asians. Consistent with Prediction 2(b), Mexican immigration has negative effects on attitudes of Whites towards groups perceived as foreign-born.

The particular effects of Mexican immigration on Whites’ views of other groups result from the fact that Mexicans’ relative affective distance from Whites is high. Inflows of relatively less distant groups de-emphasize immigrant status as a classifier and, if large enough, may have the effect of redirecting prejudice away from immigrants.

Next to Central and South America, Asia was the second largest immigrant-sending region

during the 1970-2010 period. Figure 3 reveals that White respondents have warmer relative feelings towards Asian Americans than they do towards either Blacks or Hispanics. This lower distance can be a result of Asian Americans being on average more educated and highly skilled, or perceived as less of a threat than other minorities.⁸

Figure 3. Average thermometer ratings of White ANES respondents



The impact of Asian immigration on Whites’ attitudes towards Blacks is consistent with this ranking.⁹ The middle panel of Figure 2 shows that an increase in the share of Asian immigrants has no effect on Whites’ attitudes towards Blacks. Instead, effects on attitudes towards Hispanics and Asians are positive, consistent with prediction 2(c).

Finally, we examine how inflows of another group of high relative affective distance affects minority recategorization. After 9/11, the ANES introduced questions on thermometer ratings of Muslims. This group’s ratings relative to Whites are more negative than those of Hispanics (Figure 3).¹⁰ In the right panel of Figure 2, we measure the Muslim (primarily

⁸Studies asking Americans to evaluate various groups in terms of competence and warmth – two dimensions that have emerged as explanatory of attitudes towards minorities in social psychology – consistently find that Asians are scored as high-competence low-warmth, while Hispanics score low on both categories (Fiske, Cuddy and Glick 2007).

⁹We measure Asian immigration using all East and Southeast Asian countries identifiable in the 1960 Census microdata (China, Japan, Korea and the Philippines).

¹⁰Thermometer rating for Muslims are only available in 2004, 2008 and 2012, so they may not accurately capture Whites’ views of the group in earlier periods. There are other difficulties, both conceptual and empirical, when examining the effects of Muslim immigration on other groups in the US. 20% of US Muslims are Black, blurring the conceptual distinction of immigrant status and (Black-White) racial classification that was clear in the case of Hispanics. Empirically, the majority of Muslims in the US arrived after 2000, with only 6% and 10% having arrived in the 1970s and 1980s, respectively. This limits the power of our empirical strategy, which relies on decadal changes in immigration over a long time period. Finally, to construct an instrument for Muslim immigration using 1960 immigrant shares we are required to rely only on the few Muslim-majority countries or regions identified in the 1960 US census, most of them in the Middle East and North Africa. The measure of Arab immigration is only a poor proxy of changes in the population of Muslims in the US over time, resulting

Arab) share of the population as the share of people born in any of the following countries or regions, which we can identify in all decades in the census: Syria, Lebanon, Palestine, Turkey, Egypt, or unspecified countries in North Africa. Arab immigration slightly improves Whites' attitudes towards Blacks and worsens those for Asians. This is consistent with recategorization operating as in the case of Hispanic immigration: increased salience of foreign-born status as a classifier leads to reclassification of immigrant groups as outgroups and racial minorities as ingroups, with divergent effects on Whites' attitudes for each type of group.¹¹

Micro-level evidence on reclassification

The previous sections show that immigration changes Whites' attitudes, but only test our theory indirectly, by providing evidence consistent with the framework's implications. To establish the posited mechanism more directly, we conduct an online survey experiment priming respondents with the share of Hispanics in the US population. This allows us to tailor the questions we ask, so as to examine not only whether Whites' racial attitudes change, but also whether Blacks are more likely to be perceived as ingroup members when the size of the Hispanic population becomes more salient.

Our survey experiment was conducted online in a sample of 499 White non-Hispanic respondents recruited through Lucid Theorem. The survey opened with two questions asking respondents to provide their best estimate of certain demographic characteristics of the US population. All respondents were asked to estimate the number of US residents. Respondents in the treatment group were asked to estimate what share of the US population consists of people of Hispanic origin. Respondents in the control group were instead asked to provide their best guess on the average age of US residents. We did not provide respondents with the correct answers to these questions, as we do not want to estimate the effect of information or of correcting misperceptions. Our goal was to lead respondents to reflect on the size of the Hispanic population.

We collected a number of outcomes that mirror the survey questions we analyze in the

in noisy empirical estimates.

¹¹The magnitudes of the estimates on Arab share are also orders of magnitude larger than those of Hispanic immigration, though we refrain from direct quantitative comparisons of 2SLS estimates due to the limited power of the instrument for Arab inflows.

previous sections. We asked respondents to rate their feelings towards each of five groups in the US (Blacks, Hispanics, Asians, Muslims, Whites) using a feeling thermometer, with identical wording as in the ANES. We also asked for respondents' agreement with a number of statements associating groups with the same stereotypical attributes recorded in the ANES: intelligent, hardworking, trustworthy, violent. To measure recategorization, we followed Levendusky (2018) and included an additional item asking participants to rate how well the attribute "American" describes each group. Details on variables, sample characteristics, success of randomization and our survey instrument can be found in Section F of the Online Appendix. Our theory predicts that priming the size of the Hispanic population would lead White respondents to recategorize Blacks as Americans, and express more positive attitudes towards them.

The upper left panel of Figure 4 plots our measure of affective distance, thermometer ratings relative to Whites, for respondents in the control group. All groups are viewed as more distant than Whites. Consistent with patterns in the ANES, Muslims are viewed as most distant. Unlike patterns in the ANES, Asians are the second most distant group, and Hispanics are viewed very similarly to Blacks.¹² The ranking of groups in terms of how American they are perceived to be is less surprising: the top right panel of Figure 4 shows that Whites rank highest, followed by Blacks. Asians and Hispanics are in the same position, while Muslims are perceived as the least American of all five groups.

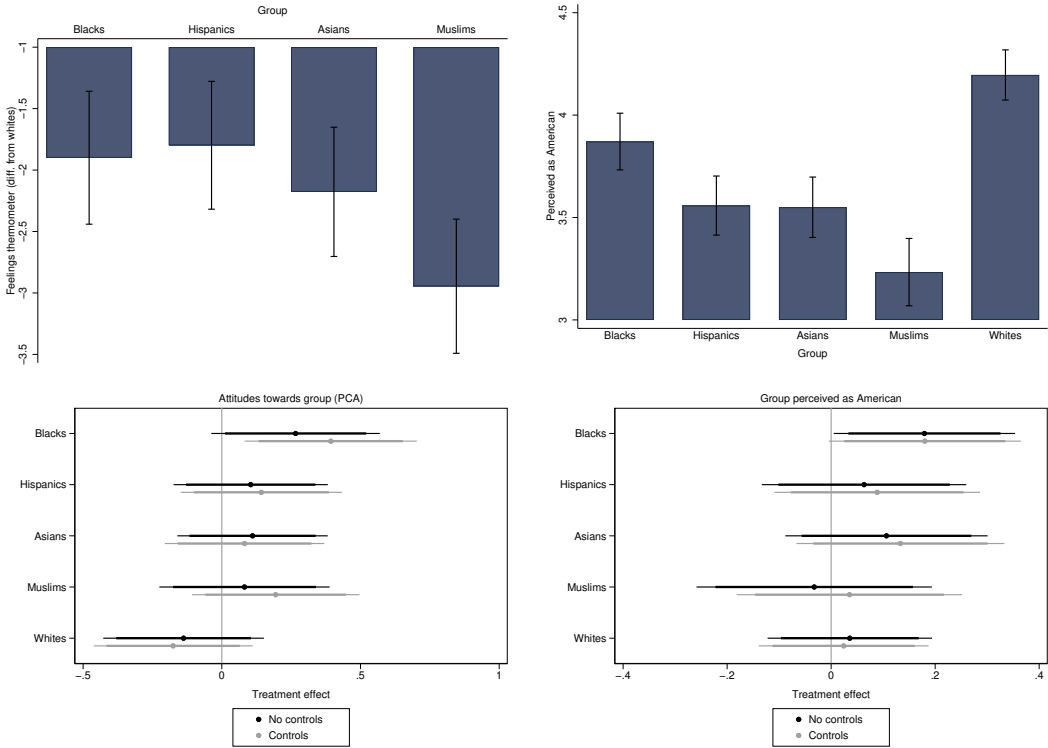
The bottom panel of the figure displays the effects of the treatment. Priming respondents with the size of the Hispanic population increases positive attitudes towards Blacks, measured as the principal component of the thermometer and all four stereotypes. It also significantly increases ratings of Blacks as American. No statistically significant effect is estimated for any other group and magnitudes for Blacks are always larger than for other groups.¹³ Interestingly, the treatment does not worsen attitudes towards Hispanics or other immigrant groups, nor

¹²The differences between Blacks, Hispanics and Asians are not statistically significant. The low thermometer values for Asians could be a result of using the term "Asians" instead of "Asian Americans" as is the case for the ANES. We avoid using the term "Americans", as perceptions of groups as American are our outcome of interest.

¹³When controls are included, the estimated treatment effect on the principal component of attitudes towards Blacks is statistically different from coefficients for all other groups, with the exception of Muslims (p-value = 0.106).

does it lead respondents to perceive them as less American, possibly because immigration is already a salient group classifier in respondents' minds.

Figure 4. Priming respondents with share of Hispanics in the US



Notes: The top two subfigures plot averages among respondents in the control group. The bottom figures plot standardized beta coefficients of treatment effects on a principal component of attitudinal measures (left) and on perceptions of groups as American (right), with and without the inclusion of baseline controls. Thin and thick lines denote 95% and 90% confidence intervals respectively. For more details on the experimental setup, sample and estimation process see Section F of the Appendix.

Mexican immigration and changes in Whites' behavior

Our analysis so far relied on attitudinal variables, since the theoretical mechanism we propose is one of changes in perceptions and attitudes. Here, we turn to real-world behavior. Besides being of substantive interest, use of behavioral outcomes addresses potential concerns that our effects are driven by social desirability bias changing differentially across groups. To assess whether reduction in anti-Black prejudice among Whites implies changes in behavior, we examine rates of prejudice-motivated violence.

We use data on hate crimes available between 1992 and 2016, compiled by the FBI as part of the Uniform Crime Reporting (UCR) program, distributed by the Inter-University Consortium for Social Research at the University of Michigan (United States Federal Bureau of Investigation 2018). The data comprises all reported hate crimes, defined as

“[...] criminal offenses that are motivated, in whole or in part, by an offender’s bias against a race, religion, disability, sexual orientation, ethnicity, gender, or gender identity.” (Federal Bureau of Investigation (FBI) 2015, p.5)

Section G of the Online Appendix provides more details on the dataset and the FBI’s procedure for recording hate crimes. It is important to highlight two relevant features of the hate crimes measure here. First, FBI records are not accurate measures of bias-motivated violence, and likely underestimate violence, though over-reporting is also a possibility (Freilich and Chermak 2013). At the same time, they constitute the most complete dataset of hate crimes and the only dataset that allows for systematic comparisons across minority groups, space, and time. Second, hate crimes are an extreme measure of prejudice and as such may not necessarily reflect changes in the average behavior among Whites. They capture the behavior of “extreme” individuals – those with high levels of prejudice or propensity to violence. There is no obvious reason why our framework of re-categorization should not equally apply to this population, in which case hate crimes are a valid and informative behavioral measure.¹⁴

The data contains information on the race of the perpetrator and on the crime’s motivating bias. Based on the location of the reporting agency, as provided through the Originating Agency Identifier (ORI), incidents are matched to counties. We average crimes across decades and estimate a county-level version of equation 2 controlling for state by decade fixed effects. The dependent variable is hate crimes against Blacks per 100,000 people. The construction of the instrument for Mexican immigration follows the procedure detailed in Section E.1 of the Appendix.

Table 5 reports the results. 2SLS estimates in Panel A indicate that Mexican immigration

¹⁴Figure G.2 in the Online Appendix shows that anti-Black hate crimes are negatively correlated with Black feeling thermometers at the county level. The correlation is stronger in magnitude for counties at the 90th percentile of hate crimes, where there is arguably a closer correspondence between hate crime perpetrators and ANES respondents (as hate crimes are a more common behavior and thus perpetrators more representative of the population’s values).

reduces anti-Black hate crimes (column 2). This effect is higher relative to the baseline mean when restricting attention to crimes committed by White offenders (column 4). Effects on hate crimes against Latinos are noisily estimated, but if anything tend to increase in response to Mexican immigration, especially when focusing on White offenders (columns 2 and 4, Panel B). In Section G of the Online Appendix we subject these estimates to several robustness checks similar to those of our baseline analysis, and additionally verify that they do not reflect overall reductions in criminality in response to Hispanic immigration (Table G.5).

Table 5. Mexican immigration and hate crimes

Dependent variable	Hate crimes per 100,000 people			
	All offenders		White offenders	
	OLS (1)	2SLS (2)	OLS (3)	2SLS (4)
Panel A: Black victims				
Share Mexican	-0.007 (0.045) {0.040}	-1.405 (0.635) {0.656}	0.038 (0.054) {0.046}	-2.410 (1.231) {1.146}
R-squared	0.666	-0.273	0.681	-0.828
F-stat		10.37		7.574
Observations	4,350	4,350	3,547	3,547
Number of counties	1662	1662	1376	1376
Mean dep. var.	0.0254	0.0254	0.0108	0.0108
Panel B: Hispanic victims				
Share Mexican	0.193 (0.216) {0.200}	0.395 (0.926) {0.883}	0.161 (0.248) {0.246}	1.227 (1.359) {1.443}
R-squared	0.582	-0.001	0.619	-0.161
F-stat		10.37		7.574
Observations	4,350	4,350	3,547	3,547
Number of counties	1662	1662	1376	1376
Mean dep. var.	0.00365	0.00365	-0.0124	-0.0124

Notes: Beta coefficients reported. Standard errors clustered at the county level reported in parentheses; Conley standard errors using a distance cutoff of 500 km reported in curly brackets.

The effects are substantive in magnitude. The coefficient in column 4 suggests that one percentage point increase in the Mexican share leads to 6 fewer anti-Black hate crimes per 100,000 people, or 108% of the baseline mean. For the average county in our sample, our estimates imply that an increase in the share of Mexicans leads to about 9 fewer hate crimes per 100,000 people against Blacks and 2.5 more hate crimes against Hispanics, though the latter quantity is not statistically significant.

Discussion and conclusion

Due to rising immigration, over the past five decades, the US and Europe have become increasingly diverse. How does this trend contribute to shaping social group boundaries in these societies? To answer this question, we introduce a conceptual framework where group boundaries are endogenous and context-dependent, and provide evidence for it by studying how Mexican immigration in the US between 1970 and 2010 influenced native Whites' attitudes towards African Americans.

We provide evidence in support of recategorization, whereby Mexican immigration induces Whites to reclassify Blacks as “American”, and thus as members of their ingroup. This does not mean – either conceptually or in our data – that Blacks are assigned the same classification Whites reserve for other Whites. For clarity, our framework makes a stylized distinction between “us” and “them”, and assumes ingroup homogeneity in terms of affective distance. Yet ingroups can be heterogeneous. Carbado (2005) discusses how Blacks have historically participated in an American identity, without necessarily being granted either formal citizenship – during the period of slavery – or equality – during the period of Jim Crow and later. In other words, Whites have historically viewed Blacks as American, an identity that they were less willing to confer to other groups like Asians or Latinos. At the same time, Black American identity may be understood in terms of marginalization and “[remain] directly linked to racial subordination” (Carbado 2005). In our data, Blacks are viewed by Whites as more American than other groups, but are not assigned the same degree of American identity nor the same affective distance as Whites do. We highlight that recategorization may take place without a complete elimination of racial group boundaries erected by prejudice and discrimination.

A complementary explanation behind Whites' reactions towards Blacks in response to Mexican immigration is that of uniting against a common enemy. Lab-based evidence in evolutionary psychology indicates that coalitional considerations determine the importance of race as a social category (Kurzban, Tooby and Cosmides 2001). However, a coalitional theory does not explain why majority members would form coalitions with certain groups (Blacks), but not others (Asians).

A distinct, but related, framework is the common ingroup identity model (Gaertner et al.

1993), which predicts that priming a superordinate group identity can reduce outgroup prejudice.¹⁵ In our context, Mexican inflows may prime a superordinate “American” identity, thereby reducing the importance of race as a social cleavage. Yet the fact that non-Mexican immigration does not have the same effect necessitates that this theory be extended with additional assumptions in order to explain our empirical findings in their entirety.

Our conceptual framework helps reconcile conflicting results in the literature. On the one hand, Rasul and McConnell (2021) find that 9/11, and the associated Islamophobic reaction among Americans, worsened attitudes towards Hispanics. On the other, Fouka, Mazumder and Tabellini (2021) find that 1915-1930 Black in-migration to the US North, and the associated increase in racism among northern Whites, improved the relative standing of (White European) immigrants. Our framework can explain these seemingly contradictory findings. By raising the salience of dimensions related to immigration and foreign-born threat, 9/11 had negative spillovers on all groups differing from natives on such dimensions, including Hispanics.¹⁶ Instead, by raising the salience of skin color, Black in-migration to the US North reduced the importance of ethnicity as a dimension relevant for social categorization, thus helping White immigrants.

Finally, we highlight implications of our study that travel beyond the US context. A large constructivist tradition in ethnic politics (Fearon and Laitin 2000; Posner 2005; Chandra 2006) examines the conditions under which ethnicity emerges as a relevant cleavage in a society. This literature has focused primarily on group members’ identification with their own ethnicity. Our study highlights a complementary dimension to ingroup identity that matters for the salience of ethnicity: majority attitudes towards minorities. We suggest that whether majorities discriminate on the basis of ethnicity or of another attribute is endogenous to the composition of outgroups in a society, primarily in terms of perceived affective distance from the majority. When the affective distance of majorities from groups differing on the basis of ethnicity is large, ethnicity endogenously emerges as a basis for discrimination or allocation of privileges in a society. Ethnicity can then become salient because members of ethnic groups

¹⁵Many studies provide evidence for the effectiveness of this mechanism in reducing prejudice (e.g. Charnysh, Lucas and Singh 2015; Levendusky 2018; Dinas, Fouka and Schläpfer 2021 and Siegel and Badaan 2020).

¹⁶Consistent with our framework and findings, Rasul and McConnell (2021) find no negative spillover of 9/11 on federal judges’ behavior towards Blacks.

rationally choose their ethnic identity – as the constructivist literature suggests – or because majorities discriminate on the basis of ethnicity – as our framework would indicate. We leave the full development and empirical test of this idea to future work.

References

- Acharya, Avidit, Matthew Blackwell and Maya Sen. 2018. *Deep Roots: How Slavery still Shapes Southern Politics*. Vol. 6. Princeton: Princeton University Press.
- Allport, Gordon. 1954. *The Nature of Prejudice*. Cambridge: Addison-Wesley.
- ANES Cumulative File. 2015. *Time Series Cumulative Data File (1948-2012) [database]*. Ann Arbor, MI: Inter-university Consortium for Political and Social Research.
- Barth, Fredrik. 1969. *Ethnic Groups and Boundaries: The Social Organization of Culture Difference*. Bergen: Universitet Forlaget.
- Bernhard, Helen, Urs Fischbacher and Ernst Fehr. 2006. "Parochial Altruism in Humans." *Nature* 442(7105):912–915.
- Blalock, Hubert M. 1967. *Toward a Theory of Minority-Group Relations*. New York: John Wiley and Sons.
- Blumer, Herbert. 1958. "Race Prejudice as a Sense of Group Position." *Pacific Sociological Review* 1(1):3–7.
- Bobo, Lawrence. 1983. "Whites' Opposition to Busing: Symbolic Racism or Realistic Group Conflict?" *Journal of Personality and Social Psychology* 45(6):1196.
- Bobo, Lawrence and Vincent L. Hutchings. 1996. "Perceptions of Racial Group Competition: Extending Blumer's Theory of Group Position to a Multiracial Social Context." *American Sociological Review* 61(6):951–972.
- Brader, Ted, Nicholas A. Valentino and Elizabeth Suhay. 2008. "What Triggers Public Opposition to Immigration? Anxiety, Group Cues, and Immigration Threat." *American Journal of Political Science* 52(4):959–978.
- Carbado, Devon W. 2005. "Racial Naturalization." *American Quarterly* 57(3):633–658.
- Card, David. 2001. "Immigrant Inflows, Native Outflows, and the Local Labor Market Impacts of Higher Immigration." *Journal of Labor Economics* 19(1):22–64.
- Chandra, Kanchan. 2006. "What is Ethnic Identity and Does it Matter?" *Annual Review of Political Science* 9(1):397–424.
- Charnysh, Volha, Christopher Lucas and Prerna Singh. 2015. "The Ties that Bind: National Identity Salience and Pro-Social Behavior toward the Ethnic Other." *Comparative Political Studies* 48(3):267–300.
- Davenport, Lauren. 2018. *Politics Beyond Black and White: Biracial Identity and Attitudes in America*. Cambridge: Cambridge University Press.
- Davenport, Lauren. 2020. "The Fluidity of Racial Classifications." *Annual Review of Political Science* 23(1):221–240.
- Dinas, Elias, Vasiliki Fouka and Alain Schl pfer. 2021. "Family History and Attitudes towards Outgroups: Evidence from the European Refugee Crisis." *Journal of Politics* 83:647–661.
- Dinesen, Peter Thisted and Kim Mannemar S nderskov. 2015. "Ethnic Diversity and Social Trust: Evidence from the Micro-Context." *American Sociological Review* 80(3):550–573.
- Duckitt, John H. 1994. *The Social Psychology of Prejudice*. Westport: Greenwood Press.
- Fearon, James D. and David D. Laitin. 2000. "Violence and the Social Construction of Ethnic Identity." *International Organization* 54(4):845–877.
- Federal Bureau of Investigation (FBI). 2015. *Hate Crime Data Collection Guidelines and Training Manual*. Criminal Justice Information Services (CJIS) Division Uniform Crime Reporting (UCR) Program.
- Fiske, Susan T., Amy J.C. Cuddy and Peter Glick. 2007. "Universal Dimensions of Social Cognition: Warmth and Competence." *Trends in Cognitive Sciences* 11(2):77–83.
- Fotheringham, A Stewart and David WS Wong. 1991. "The Modifiable Areal Unit Problem in Multivariate Statistical Analysis." *Environment and Planning A* 23(7):1025–1044.
- Fouka, Vasiliki, Soumyajit Mazumder and Marco Tabellini. 2021. "From Immigrants to Amer-

- icans: Race and Assimilation during the Great Migration.”. Forthcoming.
- Freilich, Joshua D. and Steven M. Chermak. 2013. *Hate crimes*. U.S. Department of Justice, Office of Community Oriented Policing Services.
- Gaertner, Samuel L., John F. Dovidio, Phyllis A. Anastasio, Betty A. Bachman and Mary C. Rust. 1993. “The Common Ingroup Identity Model: Recategorization and the Reduction of Intergroup Bias.” *European Review of Social Psychology* 4(1):1–26.
- Gay, Claudine. 2006. “Seeing Difference: The Effect of Economic Disparity on Black Attitudes toward Latinos.” *American Journal of Political Science* 50(4):982–997.
- Gentzkow, Matthew and Jesse M Shapiro. 2010. “What Drives Media Slant? Evidence from U.S. Daily Newspapers.” *Econometrica* 78(1):35–71.
- Glaser, James M. 1994. “Back to the Black Belt: Racial Environment and White Racial Attitudes in the South.” *The Journal of Politics* 56(1):21–41.
- Goldsmith-Pinkham, Paul, Isaac Sorkin and Henry Swift. 2020. “Bartik Instruments: What, When, Why, and How.” *American Economic Review* 110(8):2586–2624.
- Green, Donald P., Dara Z. Strolovitch and Janelle S. Wong. 1998. “Defended Neighborhoods, Integration, and Racially Motivated Crime.” *American Journal of Sociology* 104(2):372–403.
- Ha, Shang E. 2010. “The Consequences of Multiracial Contexts on Public Attitudes toward Immigration.” *Political Research Quarterly* 63(1):29–42.
- Hainmueller, Jens and Daniel J Hopkins. 2014. “Public Attitudes toward Immigration.” *Annual Review of Political Science* 17:225–49.
- Hochschild, Jennifer L. and Brenna Marea Powell. 2008. “Racial Reorganization and the United States Census 1850-1930: Mulattoes, Half-Breeds, Mixed Parentage, Hindoos, and the Mexican Race.” *Studies in American Political Development* 22(1):59–96.
- Hopkins, Daniel J. 2009. “The Diversity Discount: When Increasing Ethnic and Racial Diversity Prevents Tax Increases.” *The Journal of Politics* 71(1):160–177.
- Hopkins, Daniel J. 2010. “Politicized Places: Explaining Where and When Immigrants Provoke Local Opposition.” *American Political Science Review* 104(1):40–60.
- Huckfeldt, R. Robert and John Sprague. 1995. *Citizens, Politics and Social Communication: Information and Influence in an Election Campaign*. Cambridge: Cambridge University Press.
- Huntington, Samuel P. 2004. “The Hispanic Challenge.” *Foreign Policy* (141):30–45.
- Hutchings, Vincent L. and Cara Wong. 2014. “Racism, Group Position, and Attitudes about Immigration among Blacks and Whites.” *Du Bois Review* 11(2):419–442.
- Kaufmann, Eric and Matthew J Goodwin. 2018. “The Diversity Wave: A Meta-Analysis of the Native-Born White Response to Ethnic Diversity.” *Social Science Research* 76:120–131.
- Kinder, Donald R. and Cindy K. Kam. 2010. *Us Against Them: Ethnocentric Foundations of American Opinion*. Chicago: University of Chicago Press.
- Kinder, Donald R. and David O Sears. 1981. “Prejudice and Politics: Symbolic Racism versus Racial Threats to the Good Life.” *Journal of Personality and Social Psychology* 40(3):414.
- Kinder, Donald R. and Tali Mendelberg. 1995. “Cracks in American Apartheid: The Political Impact of Prejudice among Desegregated Whites.” *The Journal of Politics* 57(2):402–424.
- Kurzban, Robert, John Tooby and Leda Cosmides. 2001. “Can Race Be Erased? Coalitional Computation and Social Categorization.” *Proceedings of the National Academy of Sciences* 98(26):15387–15392.
- Laitin, David D. 1995. “Marginality: A Microperspective.” *Rationality and Society* 7(1):31–57.
- Levendusky, Matthew S. 2018. “Americans, not Partisans: Can Priming American National Identity Reduce Affective Polarization?” *The Journal of Politics* 80(1):59–70.
- Manson, Steven, Jonathan Schroeder, David Van Riper and Steven Ruggles. 2019. “IPUMS National Historical Geographic Information System: Version 14.0 [Database].” *Minneapolis:*

University of Minnesota .

- Massey, Douglas S. and Karen A. Pren. 2012. "Unintended Consequences of U.S. Immigration Policy: Explaining the Post-1965 Surge from Latin America." *Population and Development Review* 38(1):1–29.
- Masuoka, Natalie and Jane Junn. 2013. *The Politics of Belonging: Race, Public Opinion, and Immigration*. Chicago: University of Chicago Press.
- McClain, Paula D., Monique L. Lyle, Niambi M. Carter, Victoria M. DeFrancesco Soto, Gerald F. Lackey, Kendra Davenport Cotton, Shayla C. Nunnally, Thomas J. Scotto, Jeffrey D. Grynawski and J. Alan Kendrick. 2007. "Black Americans and Latino immigrants in a Southern City: Friendly Neighbors or Economic Competitors?" *Du Bois Review: Social Science Research on Race* 4(1):97–117.
- McClain, Paula D., Niambi M. Carter, Victoria M DeFrancesco Soto, Monique L Lyle, Jeffrey D Grynawski, Shayla C Nunnally, Thomas J Scotto, J Alan Kendrick, Gerald F Lackey and Kendra Davenport Cotton. 2006. "Racial Distancing in a Southern City: Latino Immigrants' Views of Black Americans." *Journal of Politics* 68(3):571–584.
- McGarty, Craig. 1999. *Categorization in Social Psychology*. London: Sage Publications Ltd.
- Meier, Kenneth J., Paula D. McClain, Jerry L. Polinard and Robert D. Wrinkle. 2004. "Divided or Together? Conflict and Cooperation between African Americans and Latinos." *Political Research Quarterly* 57(3):399–409.
- Newman, Benjamin J. 2012. "Acculturating Contexts and Anglo Opposition to Immigration in the United States." *American Journal of Political Science* 57(2):374–390.
- Newman, Benjamin J. and Joshua Johnson. 2012. "Ethnic Change, Concern over Immigration, and Approval of State Government." *State Politics & Policy Quarterly* 12(4):415–437.
- Newman, Benjamin J. and Yamil Velez. 2014. "Group Size Versus Change? Assessing Americans' Perception of Local Immigration." *Political Research Quarterly* 67(2):293–303.
- Newman, Benjamin J, Yamil Velez, Todd K. Hartman and Alexa Bankert. 2015. "Are Citizens 'Receiving the Treatment'?" Assessing a Key Link in Contextual Theories of Public Opinion and Political Behavior." *Political Psychology* 36(1):123–131.
- Oliver, Eric J. and Janelle Wong. 2003. "Intergroup Prejudice in Multiethnic Settings." *American Journal of Political Science* 47(4):567–582.
- Pettigrew, Thomas F. 1997. "Generalized Intergroup Contact Effects on Prejudice." *Personality and Social Psychology Bulletin* 23(2):173–185.
- Posner, Daniel N. 2005. *Institutions and Ethnic Politics in Africa*. Cambridge: Cambridge University Press.
- Pottie-Sherman, Yolande and Rima Wilkes. 2017. "Does Size Really Matter? On the Relationship between Immigrant Group Size and Anti-Immigrant Prejudice." *International Migration Review* 51(1):218–250.
- Rasul, Imran and Brendon McConnell. 2021. "Contagious Animosity in the Field: Evidence from the Federal Criminal Justice System." *Journal of Labor Economics* 39(3):739–785.
- Roth, Wendy D. and Nadia Y. Kim. 2013. "Relocating Prejudice: A Transnational Approach to Understanding Immigrants' Racial Attitudes." *International Migration Review* 47(2):330–373.
- Ruggles, Steven, Sarah Flood, Ronald Goeken, Josiah Grover and Erin Meyer. 2019. "Integrated Public Use Microdata Series: Version 9.0 [dataset]." *Minneapolis: University of Minnesota .*
- Shayo, Moses. 2009. "A Model of Social Identity with an Application to Political Economy: Nation, Class, and Redistribution." *American Political Science Review* 103(2):147–174.
- Shayo, Moses. 2020. "Social Identity and Economic Policy." *Annual Review of Economics* 12:355–389.
- Siegel, Alexandra A. and Vivienne Badaan. 2020. "#No2Sectarianism: Experimental Ap-

- proaches to Reducing Sectarian Hate Speech Online.” *American Political Science Review* 114(3):837–855.
- Tajfel, Henri and Alan L. Wilkes. 1963. “Classification and Quantitative Judgment.” *British Journal of Psychology* 54(2):101–114.
- Tajfel, Henri and John Turner. 1986. The Social Identity Theory of Intergroup Behavior. In *Psychology of Intergroup Relations*, ed. S. Worchel and W. Austin. Chicago: Nelson Hall.
- Tam Cho, Wendy K. and Neil Baer. 2011. “Environmental Determinants of Racial Attitudes Redux: The Critical Decisions Related to Operationalizing Context.” *American Politics Research* 39(2):414–436.
- Turner, John C., Michael A. Hogg, Penelope J. Oakes, Stephen D. Reicher and Margaret S. Wetherell. 1987. *Rediscovering the Social Group: A Self-Categorization Theory*. New York: Basil Blackwell.
- Turner, John C., Penelope J. Oakes, S. Alexander Haslam and Craig McGarty. 1994. “Self and Collective: Cognition and Social Context.” *Personality and Social Psychology Bulletin* 20(5):454–463.
- United States Federal Bureau of Investigation. 2018. *Uniform Crime Reporting Program Data: Hate Crime Data (Record-Type Files), United States*. Ann Arbor: Inter-university Consortium for Political and Social Research [distributor].
- Valentino, Nicholas A. and David O. Sears. 2005. “Old Times There Are not Forgotten: Race and Partisan Realignment in the Contemporary South.” *American Journal of Political Science* 49(3):672–688.
- Valentino, Nicholas A, Ted Brader and Ashley E Jardina. 2013. “Immigration Opposition among U.S. Whites: General Ethnocentrism or Media Priming of Attitudes about Latinos?” *Political Psychology* 34(2):149–166.
- Velez, Yamil Ricardo and Grace Wong. 2017. “Assessing Contextual Measurement Strategies.” *The Journal of Politics* 79(3):1084–1089.
- Weigert, Kathleen M. 1976. “Intergroup Contact and Attitudes about Third-Group: A Survey of Black Soldiers’ Perceptions.” *International Journal of Group Tensions* 6(1-2):110–124.
- Wong, Cara, Jake Bowers, Tarah Williams and Katherine Drake Simmons. 2012. “Bringing the Person Back in: Boundaries, Perceptions, and the Measurement of Racial Context.” *The Journal of Politics* 74(4):1153–1170.
- Zajonc, Robert B. 1980. “Feeling and Thinking: Preferences Need no Inferences.” *American Psychologist* 35(2):151.